

SINSO NEWS

Your monthly guide to the Solomon Islands National Statistics Office News, Information and Events

• Issue 12

• Sept. - Dec. 2019

MoFT 2019 CHRISTMAS HIGHLIGHTS



Gov't acquires benchmark information on agriculture

p3



Census field enumeration ends

p4



Tourist arrivals surges 16% in 2019 second quarter

p5



Agriculture report timely- Ho'ta

p7

NSO scoop top awards

The National Statistics Office within the Ministry of Finance & Treasury has been bestowed with two top awards in 2019.

The awards were presented to NSO during the MoFT 2019 award formality and end year party held at the Pacific Casino Hotel in Honiara, Friday 6 December 2019.

The two awards are; STAR Award and Staff of the year Award.

MoFT rewards and recognition program was initiated in 2013 with the purpose to recognize and reward outstanding staff based on performance/merit.

The STAR award was presented to NSO through Anna Luvu, Senior Statistician, Economic Section while the Staff of the Year Award was presented to Josephat Tako, Statistician, Social Demographic Section.

Ms. Luvu has contributed a lot towards the Ministry's development programs – especially through the successful development of the first National Consumer Price Index (NCPI) series which released in August 2019.

She earned the award for her great Service, Teamwork, Accountability & Respect (STAR) in her role as a Senior Statistician in 2019.



Anna Luvu receives her STAR award from the Permanent Secretary of the Ministry of Finance and Treasury (MoFT) McKinnie Dentana.

Cont. p2



LET'S TALK!

Telephone :(677)27835/ 23951 Fax :(677)23775

Email: sinso@mof.gov.sb

Postal contact

National Statistics Office Ministry of Finance & Treasury P.O. Box G6 Honiara Solomon Islands



Government Statistician Douglas Kimi’s welcome message to readers

On behalf of the Solomon Islands National Statistics Office (SINSO), I take this opportunity to welcome you to the 12th issue of our monthly E-newsletter. This is a wonderful opportunity for the SINSO to embrace this communication medium and to fully maximize its capacity to disseminate statistical news, stories and information to meet the needs of its readers. This is our 12th edition thus we’re grateful that you’re taking your time to read it.

As the central statistical agency of government, the SINSO through this newsletter will ensure that information is disseminated widely to inform the public of the activities and developments that are happening within the SINSO. In this issue, we share with you the National Statistics Office realisations over the month of September to December 2019 with the launch of the first ever National Agriculture Survey Report 2017, Inflation stories for the months, articles on tourist arrivals, general news stories covering the MoFT 2019 Christmas party with pictures highlighting the event and more with accompanying charts and photos. Now that the internet is increasingly becoming a channel for disseminating news and information, SINSO is very glad that through

this network (monthly newsletter), its readers can be better and easily informed online through this fact file on its active website. Feel free to read the bulletins inside this issue. For public interest, the issue is downloadable from the SIG online portal on this address/link under documents & links: <https://solomons.gov.sb/ministry-of-finance-and-treasury/solomon-islands-national-statistics-office/>. The newsletter comes out at the end of every month. We hope to continue bringing in interesting articles, news and facts regarding the NSO’s work via this medium now and into the future. Please feel free to also forward this issue to your colleagues and friends and also feel free to get in touch with our media team for further information.

From front page

NSO scoop top awards

The Staff of the Year Award recognizes the outstanding officers within each MoFT divisions and Mr. Tako was amongst other officers who received the honor. While congratulating Ms. Luvu and Tako, for the fine achievement for NSO, Government Statistician Douglas Kimi said the two officers represent the young and growing number of highly competent Statisticians of the country. “They also represent the hard working women of the NSO, MOFT and women in the country. Their awards are also awards recognizing all individual and hardworking staff of the NSO and not just themselves. “Without the support of other NSO staff, they could not have being awarded these prices. I am excited and grateful that our PS MOFT has recognized both these awards for the NSO.” He said Ms. Luvu has contributed enormously in being author of the first ever “National Consumer Price Index” series which was successfully launched in August 2019. “Her contribution has drawn enormous support for the Solomon Islands Government (SIG) and

stakeholders who are now using the NCPI statistical report in policy and planning, especially in monitoring the country’s inflation. Meanwhile, Mr. Kimi said Mr. Tako is a young and upcoming professional statistician. “Over the years, he has performed and contributed immensely towards the NSO work programs and in key statistical projects such as the Village Resource Survey (VRS) 2017/18 and the most recent one the 2019 National Population and Housing Census survey as the provincial coordinator for Malaita Province. “I am delighted that the PS MOFT has awarded these recognition awards to NSO’s staff in 2019. This is a positive boost for staff morale and credibility to NSO’s work overall, as NSO prepares for the 2020 year,” Mr Kimi said. At the same time, Young Tako said the he is humbled and honored to receive the award. “It’s a surprise as I was not expecting such. But I believe, this is possible through commitment, hard work and most importantly through team work.”



Josephat Tako receives his staff of the year award from PS, MoFT, McKinnie Dentana.

He thanked God for wisdom and knowledge granted to him. He said the award would not be possible if it was not for God’s wisdom. “I would like to give back all glory, honour and praise unto God Almighty for He is the source of wisdom, knowledge and understanding, the sustainer of Life.” Mr. Tako also thanked the Government Statistician and the 2019 Census Commissioner Douglas Kimi and Statistics Office Advisor Dr.

Willie Lahari for their advices, recognition, trust, support and recommendations. He also thanked his colleagues at the NSO for their continuous support in one way or the other during the course of his duty at the NSO. NSO also won the second price in the Choir Competition during the MoFT Christmas Party event. The event was made possible through funds raised from MoFT organized fundraisings in 2019.




L-R: NSO Advisor, Dr. Willie Lahari, Government Statistician and Census Commissioner Douglas Kimi, NSDS Project Manager Anna Pitaboe and Chief Statistician Anterlyn Tuzakana.

Gov't acquires benchmark information on agriculture

The National Government for the first time in history since the 1970s now had an important and proper report with key benchmark data and information on agriculture development and related sub-sector activities across the country. This was after the National Statistics Office (NSO) in the Ministry of Finance and Treasury in partnership with the Ministry of Agriculture and Livestock (MAL) successfully launched the first ever Solomon Islands National Agriculture Survey (NAS) 2017 report on Thursday 14 November in Honiara after its successful implementation. The report contain facts on agriculture development and challenges faced by farmers nationwide. Implemented in 2017, the agriculture report indeed another development and statistical milestone for the country and its people. The report for the first time captured key benchmark data and information on agriculture and related sub-sector activities such as fisheries, aquaculture, and forestry across all the nine provinces. Government Statistician and Census Commissioner, Douglas Kimi said: “These information will now be used to support evidenced based policies and plans, not only in agriculture but also in other sectors including our national development strategy in improving the delivery of public goods and services to our people.” Mr. Kimi said the survey covered all selected household agricultural

holdings across the country with the purpose to assist the government through the Ministry of Agriculture & Livestock (MAL) in its strategic policy formulations and planning to improve agriculture production and development in the country based

National Agriculture Survey 2017 is not only a key activity outcome for MAL, or a key initiative of the government, but it is also a key activity of the National Statistics Development Strategy (NSDS) 2015-16 to 2035.



Government Statistician and Census Commissioner, Douglas Kimi hands over the first ever National Agriculture Survey 2017 report to the Ministry of Agriculture and Livestock (MAL) Undersecretary Technical (Acting) Michael Ho'ota.

on key findings and data collected as in the report. “Since ‘information is power’, every time a statistical indicator is produced, and if it is applied appropriately, it is expected to influence or guide our development goals, right down to village level, through evidence-based decision-making, policy, and monitoring and evaluation. If data is not used appropriately, then it will be meaningless and ineffective for policy to be effective on the ground,” Mr. Kimi emphasised. However, Mr. Kimi added that the

“The NSDS 2015-16 to 2035 is our overarching statistical road-map with a mission to revitalise and reform our country’s national statistical system and to ensure a cohesive process is established to facilitate the on-going supply of statistical information to inform the governments’ National Development Strategy (NDS), fiscal and monetary policies, and other sectoral policies of the government. “With immersing global statistical challenges such as the rise of the ‘big data revolution’ and pressures

for the National Statistics Office (NSO) to address the indicators for the United Nation’s (UN’s) Sustainable Development Goals (SDGs), much effort and pressure is also placed on the NSO, which also demands much resource and technical capacity, now and into the future. The NAS 2017 data will also support us collate key indicators to also support the SDGs for our country,” Mr. Kimi said. Mr. Kimi then thanked the Government (SIG), World Bank and the Food and Agriculture Organisation (FAO) for the technical and funding support provided to the project. He also acknowledged the MAL for their joint leadership and support from the start to the end of the project and also thanked all the Senior Staff and field officers involved and in supporting the NSO. Mr. Kimi also used the opportunity and thanked the Government of Australia through the Pacific Community (SPC) for funding the support for statistics advisory facility that has also played a key role in this project. He also acknowledged the Permanent Secretary for the Ministry of Finance & Treasury (MoFT) Mr. McKinnie Dentana, and also thanked MoFT Minister Hon. Harry Kuma for his leadership and ongoing support to the NSO and the staff of the NSO for their support and commitment towards the project. Public are encourage to get a copy of the report from the National Statistics Office.



Census enumeration ends

Quote

“Government uses the data collected during the exercise for planning of development programmes. It is also important for the budget allocation process for the national government, and will be used in future planning, as well as monitor the progress of government development programs. “The data is also used by National and International agencies to inform critical decisions on diverse issues including data for the UN’s Sustainable Development Goals.

Census preliminary results

Preliminary result of the 2019 Population Census is likely to be ready by mid-2020. Work on data entry is progressing well and nears completion. While the preliminary count of the 2019 National Population census is anticipated for mid-2020, a comprehensive national analysis report is planned for release mid next year, 2021 to be followed by specialised policy-demanded topical analysis such as gender, fertility etc.

Contact

Government Statistician:
Douglas Kimi
Phone: 23951 or 28881
Email: STATS-management@mof.gov.sb
Website: www.statistics.gov.sb or www.solomons.gov.sb/solomon-islands-national-statistics-office/
Office: National Statistics Office, Old SIG Printers Building, Point Cruz
Ph: 27835

Field enumeration (counting) for the 2019 National Population and Housing Census has been successfully completed on Sunday 8th December 2019.

Actual field enumeration started on 4th November to 8th December covering all

sus staff from Census District Superintendent (CDS) to enumerators for all their tireless efforts and commitments in ensuring field enumeration successfully completed. Mr Kimi also thanked all the people of the Solomon Islands who participated in

towards the census project and other National Survey Projects being implemented by the National Statistics Office (NSO). Special thanks are attributed to the Minister for Finance and Treasury, Hon. Harry Kuma and Permanent Secretary McKinnie Dentana

dwelling such as age, gender, religion, occupation, education, disability, economic activity financial inclusion, natural disaster and even a question on the Constituency Development Fund (CDF) was asked.

The massive exercise, spread over 6 weeks and concluded on December 8, 2019.

“...Data/information gathered is important for the nation as well as you.

“The government uses the data collected during the exercise for planning of development programmes.

“It is also important for the budget allocation process for the national government, and will be used in future planning, as well as monitor the progress of government development programs.

“The data is also used by National and International agencies to inform critical decisions on diverse issues including data for the UN’s Sustainable Development Goals.

“So, your participation is very important,” Mr. Kimi emphasised.

Solomon Islands have its first census count in 1970, the second was in 1976, and again in 1986, 1999 and the latest and the fifth one in the series was in 2009.

Census is the official count of how many people and dwellings there are in the country (SI). It gives a unique snapshot of our communities. Information from the census helps determine how government funding is spent in the community.

Preliminary result of the 2019 Population Census is likely to be ready by mid-2020.

■ This story was first published in the Census newsletter 3rd issue.



Census enumerator Nancy Vagha interviewing a young mother.

the nine provinces including Honiara City.

Census Commissioner Douglas Kimi said it was a challenging undertaking though a success as field operation effectively done.

He said now that field enumeration is over, the Census Office will now be making all necessary efforts to transfer all census filled forms from the provincial census bureau’s back to the Census Headquarter Office in Honiara for data processing.

Mr. Kimi said one of the highlights of this year’s census is the enumeration of the Prince of Wales, Prince Charles on the Census night, 24 November.

“It’s history and will remain a history for the country in future census undertakings.”

Mr. Kimi thanked every cen-

sus staff from Census District Superintendent (CDS) to enumerators for all their tireless efforts and commitments in ensuring field enumeration successfully completed.

“There is not perfect census in this world but the efforts and commitments displayed by the census staff – supervisors and enumerators towards their assigned task was really encouraging.

“Information gathered will surely guide and support policy-makers and the government to make better decisions and policies and plan for the future of Solomon Islands.” Mr. Kimi said.

Mr. Kimi also acknowledged the government for its continuous financial support

for their overall leadership and oversight of the project including technical advice and assistance from Dr. Willie Lahari.

This year’s census was the biggest ever census operation with about 3,000 field officers (enumerators and supervisors) being recruited by the Census Office and carried out data collection across the country compared to previous censuses, and in a short period of time.

Also it was the biggest-ever census attempted in our development history in terms of the scope and nature of questions being asked from the current population. These include questions about the socio-economic and demographic characteristics of individuals within private households and non-private



Census enumerator Venasio Agosautu during field enumeration.



Census enumerator Joy Irobina enumerating a household.

Tourist arrivals surge 16% in 2019 second quarter

Solomon Islands nationals arrives on repatriation flight Tuesday 26 May 2020.
Photo: NDC/SIG



Quote

“June recorded the highest number of arrivals in the second quarter of 2019 with 2,523 visitors. This was followed by month of May with a total of 2,434 visitors and April the least with 2,106 visitors. Second quarter 2019 recorded a total of 2,577 tourists and they spent an average of 14.8 days in the country.”

International arrivals in the country has rose to 16.0 per cent in the second quarter of 2019 compared to the previous (first) quarter.

Government Statistician, Douglas Kimi revealed while releasing the quarterly statistical report on Tourist Arrivals recently.

However, Mr. Kimi said that compared to the same quarter a year ago, there's a decrease of 6.2 per cent noted.

“Visitors made up 51 per cent of arrivals for Second quarter 2019. This was followed by Returning residents with 48 per cent of arrivals and the remaining 1 per cent were Intending residents.

“Visitor arrivals for the second quarter increase by 17.4 per cent to 7,063 visitors, compared to the first quarter 2019 figure of 6,019 visitors. There was a 0.6 per cent increase in visitors' arrivals from second quarter 2018 to second quarter 2019,” Mr. Kimi stated.

Mr. Kimi said that Australians continue to dominate visitors to Solomon Islands with 40.4 per cent recorded for the quarter (2nd quarter 2019).

“There was a 25.2 per cent increase to 2,854 in Australian visitors compared to the first quarter of 2019 figure 2,279. “The next largest group of visitors were from Other Asia with 12.6 per cent, followed by United States of America 7.9 per cent, New Zealand 7.2 per cent, Fiji 5.3 per cent, Papua New Guinea 5.0 per cent, and China 4.1 per cent.”

On visitors by month, Mr. Kimi said that June recorded the highest number of arrivals in the second quarter of 2019 with 2,523 visitors. “This was followed by month of May with a total of 2,434 visitors and April the least with 2,106 visitors.

“Second quarter 2019 recorded a total of 2,577 tourists and they spent an average of 14.8 days in the country. Australian residents still made up the highest proportion of tourists with 43.3 per cent for the quarter and stayed in the country for an average of 12 days. Residents from the United States of America made up the next largest group of tourists with 11.8 per cent, followed by Other Asia 8.2 per cent, Other Pacific 6.1 per cent and New Zealand 4.9 per cent.

“The most common reason for visitors visiting the Solomon Islands during the quarter was for Holiday and Vacation 32.6 per cent. This was followed by Business and Conference 25.5 per cent, visiting for Other Reasons 24.5 per cent, Visiting friends and relatives 13.5 per cent and Transit and Stopover 3.9 per cent.

“The distribution of visitor arrivals by broad age groups for second quarter 2019 showed that 74.6 per cent of Visitors were in the 25 years to 64 years age range. The youngest age group, 0 -24 years, represented 12.8 per cent of the arrivals while the oldest age group, 65 years and over made up 9.3 per cent of total visitor arrivals.

“The distribution of visitor arrivals by broad age groups for second quarter 2019 showed that 74.6 per cent of Visitors were in the 25 years to 64 years age range. The youngest age group, 0 -24 years, represented 12.8 per cent of the arrivals while the oldest age group, 65 years and over made up 9.3 per cent of total visitor arrivals.

“The distribution of visitor arrivals by broad age groups for fourth quarter 2019 showed that 71.6 per cent of Visitors were in the 25 years to 64 years age range. “The youngest age group, 0 -24 years, represented 18.2 per cent of the arrivals while the oldest age group, 65 years and over made up 7.3 per cent of total visitor arrivals.

The remaining 3.3 per cent were visitors who did not state their age. Male visitors represented more than half of the total visitors' arrivals with 66.9 per cent and female visitors made up 33.1 per cent of arrivals during the quarter.

“Visitor by Occupation showed that the “Other occupation” category made up the largest percentage of occupations with 36.4 per cent during the quarter. This was followed by “Professional and Technical” by 32.2 per cent, Administration and managerial position 10.5 per cent, No work 10 per cent, and Production and Related Work 3.4 per cent.

“The most popular carriers during the quarter were Solomon Airlines who carried 50.1 per cent of total visitors, followed by Air Niugini 21.8 per cent and Virgin Australia 16.6 per cent.

“Arrivals by country of residence to Munda, Western Province for the same quarter showed that Australians 81.1 per cent recorded the largest group of Visitors. This was followed by visitors from United States of America with 7.7 per cent of the arrivals.”

Tourist arrivals reaches 16k

A record total of 16,233 tourist entered Solomon Islands (SI) during the final (4th) quarter of 2019 spawning an increase of 14.4 per cent compared to the year's third quarter.

Government Statistician, Douglas Kimi revealed while releasing the quarterly statistical report on Tourist Arrivals, Tuesday 17 March 2020. “Compared to the same quarter a year ago, an increase of 5.5 per cent was recorded,” Mr. Kimi said.

He said according to the report, visitors made up 50 per cent of arrivals for the quarter.

“Likewise, Returning residents also accounts for 50 per cent of arrivals and the remaining less than 1 per cent were Intending residents.

“Visitor arrivals for the fourth quarter increases by 5.1 per cent to 8,109 visitors, compared to the third

quarter 2019 figure of 7,716 visitors. There was an increase of 20.8 per cent in visitor's arrivals from fourth quarter 2018 to fourth quarter 2019,” Mr. Kimi stated.

“Arrivals by country of residence for the fourth quarter 2019 showed that Australians recorded 34.0 per cent and remain the largest group of visitors to the Solomon Islands.

“There was a decrease of 11.3 per cent to 2,757 in Australian visitors compared to the third quarter of 2019 figure 3,108. The next largest group of visitors were from Vanuatu with 9.8 per cent, followed by Other Asians 8.5 per cent, Fiji 7.2 per cent, Papua New Guinea 6.6 per cent, China 6.4 per cent, United State of American 6.0 per cent and New Zealand 6.0 per cent.

“Visitor arrivals by month showed that December recorded the highest

number of arrivals in the fourth quarter of 2019 with 3,053 visitors followed by month of October with a total of 2,761 visitors and November the least with 2,295 visitors.

“Fourth quarter 2019 recorded a total of 2,907 tourists and they spent an average of 14.6 days in the country. Australian residents still made up the highest proportion of tourists with 37.4 per cent for the quarter and stayed in the country for an average of 13 days. Residents from the United States of America made up the next largest group of tourists by 10.6 per cent, followed by Papua New Guinea 6.8 per cent, China 6.4 per cent and Other Pacific 6.4 per cent.

“The most common reason for visitors visiting the Solomon Islands during the quarter was for Holiday and Vacation with 31.8 per cent fol-

lowed by visiting for other Reasons 25.7 per cent, Business and Conference 23.9 per cent, Visiting friends and relatives 14.5 per cent and Transit & Stop over 4.0 per cent.

“The distribution of visitor arrivals by broad age groups for fourth quarter 2019 showed that 71.6 per cent of Visitors were in the 25 years to 64 years age range.

“The youngest age group, 0 -24 years, represented 18.2 per cent of the arrivals while the oldest age group, 65 years and over made up 7.3 per cent of total visitor arrivals.

“The remaining 2.9 per cent were visitors who did not state their age. “Male visitors represented more than half of the total visitors arrivals with 64.8 per cent and female visitors made up 35.2 per cent of arrivals in the quarter,” the report revealed.

Agriculture challenges disclosed

The recently launched National Agriculture Survey 2017 report has revealed a number of challenges that continue to deter agriculture development in the country. Envisioned to assist the government through its responsible ministry, the Ministry of Agriculture & Livestock (MAL) with planning to improve agriculture production in the country based on the data collected, NASP 2017 was the country's first ever national agriculture survey conducted since the 1970s and thus covers all selected household agricultural holdings across the country.

The survey provide benchmark data on land use, type of agriculture and related activities, structure of agricultural holdings and their main characteristics to support the strategic plans and programmes of the Solomon Islands on agriculture production and investment as well as to support development of some Sustainable Development Goals (SDGs) indicators in the agriculture sector.

"This is extremely a very sad report for the government," said Government Statistician and Census Commissioner, Douglas Kimi while delivering the Minister of Finance and Treasury (MoFT) Hon. Harry Kuma speech who unable to make it to the official launch of the report due to other official committment, Thursday 14 November.

Mr Kimi said, according to the report, less than 1 percent of agricultural households had access to credit/loans for agricultural activities. Again this is very low indeed and

more needs to be done to encourage our agricultural farmers' to access credit."

On the challenges or drawbacks from the report findings Mr. Kimi said: "The NAS 2017 report further shows that about 4 per cent of agricultural households received extension services from government. This is extremely low and a very sad report for government.



Official guest Martin Hou glance through the report.

of economic development and thus access to land for development is a key challenge for government.

their land for bigger agribusiness investments under fair, equitable and mutually agreed systems so that they can benefit by maximizing use of their land and resources. As you know, without access to land for development or land expansion for development, our country will continue to struggle to grow," Mr. Kimi stressed.

On the impact of climate change and natural disaster on agriculture Mr. Kimi said about 617, 000 hectares of land area of households in agriculture had been affected by climate and natural disaster.

"And the estimated annual value of agriculture output lost as a result of climate change and disasters is about \$21.5 million.

"I find these new indicators extremely important in supporting our policies in mitigating the cost to the economy from natural disaster and climate change," he added.

The project (NAS 2017) was supported by the Solomon Islands Government (SIG) through the Ministry of Agriculture and Livestock (MAL) in partnership with the Ministry of Finance and Treasury through its National Statistics Office with the Technical support from Food and Agriculture Organisation (FAO) and the World Bank.

“...about 4 per cent of agricultural households received extension services from government. This is extremely low and a very sad report for government.

“...the report again reveals that about 40 per cent of our landmass is occupied by households engaged in agriculture activities.

“...about a third of the households in agriculture occupy less than 1 hectare of land. Land is a key driver of economic development and thus access to land for development is a key challenge for government.

“...the report again reveals that about 40 per cent of our landmass is occupied by households engaged in agriculture activities. I also observe that about a third of the households in agriculture occupy less than 1 hectare of land. Land is a key driver

“...I note that a high proportion of land used for agriculture falls under customary land tenure.

“I want to encourage our small agriculture holders especially under customary land to expand activities and also progressively free up



NSO Advisor, Dr. Willie Lahari responding to questions.



A staff from the National Statistics Office distributing copies of the report to officials who attended the launching event.



A senior government official from the Ministry of Agriculture and Livestock made a comment.


Agriculture report timely says Ho'ota

The recently launched and first ever National Agriculture Survey (NAS) 2017 report is timely says the Ministry of Agriculture and Livestock (MAL) Undersecretary Technical (Acting) Michael Ho'ota. Mr. Ho'ota was speaking on behalf of the MAL Permanent Secretary at the official launch of the NAS 2017 report at the Mendana Hotel in Honiara on Thursday 14 November. He said the launching comes at a right time as the ministry of Agriculture (MAL) is currently developing the agriculture sector strategy 2020-2030.

"The ministry (MAL) has been developing plans and strategies over the years based on estimates. This report and collected data therefore provides a basis from which evidence based plans and projects can be developed from."

"The agriculture survey 2017 was the first national agriculture census or survey being carried out in the country since the 70's therefore I would like to thank the Ministry of Finance & Treasury (MoFT) through the National Statistics Office (NSO) for this fine and worthy accomplishment," Mr. Ho'ota added. The report highlighted the importance, the potentials, challenges and the opportunities that can be exploited to move the agriculture sector forward.

At the same time, Mr. Ho'ota thanked the National Statistics Office (NSO) team headed by the Government Statistician and Cen-



MAL Undersecretary Technical (Acting) Michael Ho'ota.

sus Commissioner, Douglas Kimi and the Technical Advisor Dr. Willie Lahari and all the enumerators (field officers) for their efforts in ensuring the project implemented successful.

He also used the opportunity and acknowledged the Government (SIG), United Nations Food and Agriculture Organisation (FAO), the Pacific Community (SPC), and the World Bank, the Australian Government Department of Foreign Affairs and Trade (DFAT) for the technical and funding support towards the successful implementation of the NAS 2017 project.

Meanwhile, Government Statistician and Census Commissioner, Douglas Kimi for the first time, the government have obtained key benchmark data and information

across all provinces on agriculture and related sub-sector activities such as Fisheries, aquaculture, and forestry.

"These information will now be used to support evidenced based policies and plans, not only in agriculture but also in other sectors including our national development strategy in improving the delivery of public goods and services to our people."

Mr. Kimi then thanked MAL for their joint leadership from the start to the end of the NAS 2017 project. He encourages the government through the Ministry of Agriculture (MAL), organisations, stakeholders and individuals to utilise the information and data in the report to improve agriculture sector in the country.

The National Agriculture Survey Project 2017 (NASP) was implemented by the Solomon Islands National Statistics Office (SINSO) in partnership with the Ministry of Agriculture and Livestock (MAL). The NASP 2017 was the country's first ever national agriculture survey and thus covers all selected household agricultural holdings across the country.

The survey is intended to assist the government through its responsible ministry, the Ministry of Agriculture & Livestock (MAL) with planning to improve agriculture production in the country based on the data collected.

The survey provide benchmark data on land use, type of agriculture and related activities, structure of agricultural holdings and their main characteristics to support the strategic plans and programmes of the Solomon Islands on agriculture production and investment as well as to support development of some Sustainable Development Goal (SDG) indicators in the agriculture sector.

The project was supported by the Solomon Islands Government (SIG) through the Ministry of Agriculture and Livestock (MAL) in partnership with the Ministry of Finance and Treasury through its National Statistics Office with the Technical support from Food and Agriculture Organisation (FAO) and Secretariat of the Pacific Community (SPC).



(L-R) National Statistics Office (NSO) Advisor, Dr. Willie Lahari, NAS 2017 National Project Coordinator, Charles Oloka, National Statistics Development Strategy (NSDS) 2015-2035 project manager, Anna Pitaboe, MAL Undersecretary Technical (Acting) Michael Ho'ota, Government Statistician and Census Commissioner, Douglas Kimi, Senior Government Official, Simon Iro and Smith Iniakwala, ICTSU Director with copies of the NAS 2017 report.

MoFT 2019 Christmas Par-



ty Highlights in Pictures



Inflation stable in December 2019

The country’s inflation better known as the change in the National Consumer Price Index (CPI) has rose +0.3 per cent to 106.9 in November but remain stable at 106.9 in December 2019.

Solomon Islands National Statistics Office (SINSO) revealed in its latest statistical report released by the Government Statistician Douglas Kimi recently.

“Through the year, compared to the same respective months in 2018, the National CPI increased 2.8 percent and 2.7 percent respectively,” Mr. Kimi said according to the report.

The major changes in other expenditure categories from the previous month include:

- Food and Non-Alcoholic Beverages: November (+0.4%), December (-0.7%).
- Alcoholic beverages, tobacco and narcotics: November (+0.8%), December (+1.0%).
- Housing, water, electricity, gas and other fuels: November (+0.4%), December (+0.1%).
- Transport: November (+0.3%), December (+0.1%).

“The Solomon Islands inflation rates for the months of November and December 2019 calculated on a 3 months moving average basis were

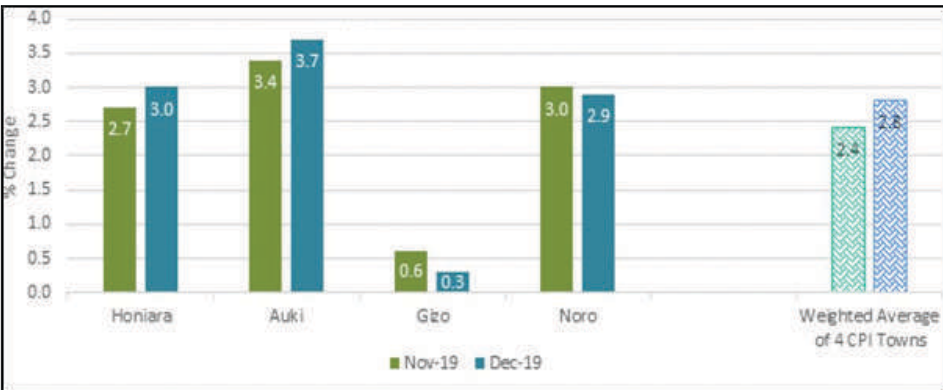


Chart shows National Consumer Price Index (CPI) percentage changes by CPI towns.



Local vendors selling their produces (cabbage) at the Honiara Central Market.

+2.4%, up 0.3 percentage points in November, and +2.8%, up 0.4 percentage points in December 2019.

2019 respectively, while other (domestic) items inflation rates were +4.0% and +4.5 % for the respective months,” Mr. Kimi quoted the report.

He added that the Solomon Islands underlying rates of inflation based on a 3 months moving average for the month of November 2019 were observed between +0.4% and +2.3% while for the month of December 2019, the underlying inflation rate was recorded between +0.9% and +2.6%.

On the headline inflation rates for the respective provincial towns calculated on a 3 months moving average basis were:

Honiara:
November (+2.7%) and December (+3.0%) up +0.2 and +0.3 percentage points respectively;

Auki: November (+3.4%) and December +3.7%, dropped -0.1 percentage points in November but rose +0.3 percentage points in December 2019;

Gizo: November (+0.5%) and December 2019 (+0.2%), dropped -0.3 percentage points in November and December 2019 respectively and

Noro: November (+2.9%) and December (+2.8%), down -0.2 and -0.1 percentage points respectively.

About Us

The Solomon Islands National Statistics Office (SINSO) is a division within the Ministry of Finance and Treasury. Guided under the Statistics Act 1970 (Amendments 2007), the Census Act 1959, the SINSO is mandated to compile and disseminate official statistics of the Solomon Islands.

The SINSO serves as the leading source of quality data about the population and the economy. We honor privacy, protect confidentiality and conduct our work openly. We are guided on this mission by our strong and capable workforce our readiness to innovate and abiding commitment to our customers. It is our goal to provide the

best mix of timeliness, relevance, quality, and services cost for the data we collect.

The Government Statistician (GS) and his Statistics Management team lead the SINSO.

The office is made up of four sections; the Economic Statistics Unit, Social and Demography Statistics Unit, Census and Survey Statistics Unit and Executive Management and Support Services Unit.

Altogether there are 26 staff (including the GS) in the department carrying out duties ranging from collecting, compiling, analysing and disseminating information in the various subjects in the different sections.

Our core functions

As a Central Statistical Agency of the Government guided under the Statistics Act 1970, (Amendments 2007, the Census Act 1959), our role is to:

- Design standardized statistical instruments for producing Solomon Islands’ statistics: harmonized classifications, organizational methods and structures, technical standards.
- Harmonise statistical information: drawing up a set common concepts, languages and tools for producing statistics.
- Produce Solomon Islands’ statistics: consolidate the statistics of the Provinces and ensuring that they are comparable.
- Supply statistical information: identify, analyze and interpret Solomon Islands’ statistical data.
- Disseminate statistical information.
- Coordinate the Solomon Islands Statistical System.
- Advise statistical systems: help to improve the national statistical systems and promote good practice within the Solomon Islands Statistical System.
- Promote research and development: encourage research into techniques and tools for collecting, processing and analyzing data.

Coming up in our next issue

- New GDP 2017 grows by 5.3%
- Primary Sector increases contribution to GDP
- New Corporate Plan sets out MoFT’s priorities for next three years
- And more stories on the NSDS projects that the National Statistics Office is implementing.

For media inquiries contact National Statistics Office/NSDS Media team on Phone: 23422
E-mail: sdiisango@mof.gov.sb